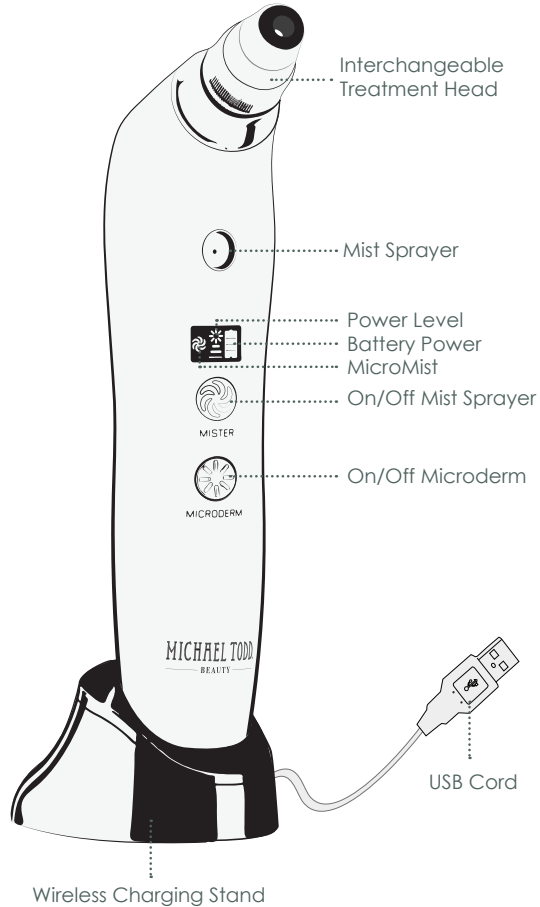




Limited Edition  
**Boogie Nights**  
Collection

## INTRODUCING Sonic Refresher

World's First  
Wet/Dry Sonic Microderm + Pore Extraction System  
With Micromist™ Technology



## STEP BY STEP Sonic Refresher

**\*Read Tips section and see Caution Card insert before using.**



**PREP.** Thoroughly cleanse the treatment area and pat dry with a towel.

- Directions for each STEP:** Press and hold the "Microderm" button to activate. Press it again to select desired speed. We recommend beginning on low speed until your skin can become acclimated to higher speeds. Speed indicator bars on LCD screen will show you setting. Glide the device with short gentle strokes in 1-2" treatment areas, while holding the skin taut in that area with your free hand. Do 2-4 passes to start, increasing to 4-6 after your comfortable using device. Repeat for each of the steps.



1. C-Regular size head coarse



2. S-Small fine precision

### Step 1. RENEW (Attach C-coarse Tip)

- Professional-grade exfoliation treatment with diamond encrusted metal tip and vacuum suction helps remove dulling dead skin and uneven texture while creating a smoother, healthier looking complexion with improvement in the appearance of dark spots, uneven tone, radiance, smoothness, fine lines and enlarged pores.

### Step 2. RESET (Attach S-small Tip)

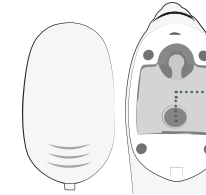
- Ergonomic sleek design allows you to reset the signs of aging by targeting fine lines, wrinkles and hard to reach places like around the nose area for a completely rejuvenated and more youthful look.



3. F-Regular size head fine



4. Pore Extraction Tip



Toner Reservoir

Back of device

### Step 3. REFINE (Attach F-fine Tip)

- Finer diamond bits allow you to polish and smooth your way to a brighter, more radiant youthful look.
- Preps skin for increased product absorption for accelerated anti-aging results. Creates a perfectly smooth skin surface for a flawless makeup application.

### Step 4. REMOVE (Attach Pore Extraction Tip)

**\*Keep unit moving at all times.**

- Purify your complexion by gently removing pore-clogging impurities to reduce the appearance of pore size for clean, refreshed, healthy-looking skin.

**WARNING:** When adding toner to your sonic refresher please make sure it does NOT contain any oil based ingredients as they are too thick to micronize and will cause the mister to malfunction.



### Step 5. REHYDRATE with Micronized Mister

- Transform water or your favorite toner into a micronized mist to infuse freshly detoxified pores with soothing hydration.

## SIMPLE

### Charging / Filters



1. Attach the included USB Charging Cable to the Wireless Charging Stand. Plug the USB port into the power source marked 5v1A. Other adapters may cause unit to overheat. Place Device into Wireless Charging Stand.

Before beginning treatments with the Sonic Refresher, test the device on a small area.



8-12 HOURS

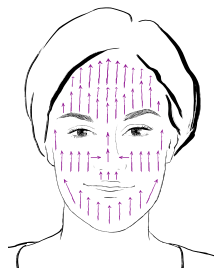
2. Before your first use, charge Sonic Refresher for 12 hours. Allow 8-12 hours for intermittent charging. If you do not use Sonic Refresher for 3+ months, charge for 12 hours to maintain battery life. Sonic Refresher has a Max. Running 177 minute battery life.



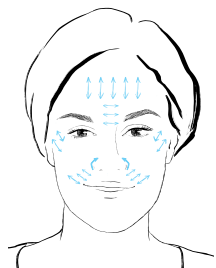
3. Battery Power Indicator. The battery icon on the right side of the LCD screen will show you the amount of existing battery power available. Charge as needed



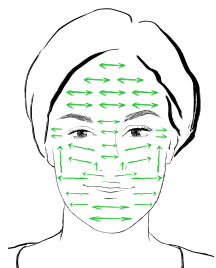
4. 40 Disposable Filters. Use a new filter located under Treatment Head for each use.



C-Regular size head coarse



S-Small fine precision



F-Regular size head fine

## TIPS

1. **C-Regular size head coarse tip.** Aestheticians recommend performing microdermabrasion in short, upward and outward movements. Avoid areas of thin skin when using the **C-Coarse Tip** like around the eye area and lips.
2. **S-Small fine precision tip.** Target problem areas like lines around the mouth, the crow's feet area, the 11's, and forehead wrinkles.
3. **F-Regular size head fine Tip.** Polish and smooth the complexion.
4. **Pore extractor treatment head** provides powerful vacuum to suction away dirt and debris from skin surface and clogged pores.
5. **Keep the Sonic Refresher Moving.** It's important to keep the Sonic Refresher stationary over one area of skin. Moving in short 1"-2" sections is recommended and always hold skin taut with opposite hand.

## WARNINGS & WARRANTY

### BASIC SAFETY PRECAUTIONS.

When using electrical products, especially when children are present, basic safety precautions should always be taken. IF YOU THINK THE POWER IS OFF WHEN THE SWITCH IS OFF, YOU ARE WRONG. If the plug is in, the power is on. Unplug electrical appliances when you are not using them.

### DANGERS.

To reduce the risk of electrocution: DO NOT get the Product or Charging Cable wet or immerse in water. Keep this product away from open flame or flammable aerosol products. The Device is not suitable for use in the presence of a flammable anesthetic mixture with air or oxygen or nitrous oxide.

### WARNINGS.

To reduce the risk of burns, electrocution, fire or injury to persons: Close supervision is necessary when this Product is used by, on, or near children or physically challenged persons. Use this product only for its intended use as described in this User Guide. DO NOT use this product where oxygen is being administered. The product has no serviceable parts. Never attempt to open the Device Handle for any reason. DO NOT disassemble, heat above 600°C (1400°F) or incinerate.

### IMPORTANT CAUTIONS.

This is not a medical Device and is not intended to treat medical conditions. If you are under a doctor's care for any skin condition, if you think you may have a skin condition or if you have very sensitive skin, consult your physician before using this product. This product uses magnets which may affect internal medical Devices such as pacemakers. Keep away from internal medical Devices. This Device is electrical and contains small parts. Keep out of reach of children. THIS PRODUCT IS NOT DESIGNED OR INTENDED PRIMARILY FOR CHILDREN 12 YEARS OF AGE OR YOUNGER.

### REGISTRATION REQUIREMENT.

YOU MUST REGISTER YOUR PRODUCT WITHIN 90 DAYS OF PURCHASE IN ORDER TO OBTAIN THE WARRANTY. GO ONLINE TO WWW.WARRANTYMICHAELTODDBEAUTY.COM AND COMPLETE THE INFORMATION REQUIRED FOR REGISTRATION.

### WARRANTY LIMITATIONS.

TO THE EXTENT PERMITTED BY LAW, THIS WARRANTY AND THE REMEDIES SET FORTH ARE EXCLUSIVE AND IN PLACE OF ALL OTHER WARRANTIES, REMEDIES AND CONDITIONS, WHETHER ORAL OR WRITTEN, STATUTORY, EXPRESS OR IMPLIED. MICHAEL TODD BEAUTY ("MICHAEL TODD") DISCLAIMS ALL STATUTORY AND IMPLIED WARRANTIES, INCLUDING WITHOUT LIMITATION WARRANTIES OF MERCHANTABILITY AND FITNESS FOR...

A PARTICULAR PURPOSE AND WARRANTIES AGAINST HIDDEN OR LATENT DEFECTS TO THE EXTENT PERMITTED BY LAW. IN ALL EVENTS, MICHAEL TODD LIMITS THE DURATION AND REMEDIES OF SUCH WARRANTIES TO THE DURATION OF THIS EXPRESS WARRANTY AND AT MICHAEL TODD'S OPTION THE REPAIR OR REPLACEMENT SERVICES DESCRIBED BELOW.

### LIMITATION OF LIABILITY.

EXCEPT AS PROVIDED IN THIS WARRANTY AND TO THE MAXIMUM EXTENT PERMITTED BY LAW, MICHAEL TODD IS NOT RESPONSIBLE FOR DIRECT, SPECIAL, INCIDENTAL OR CONSEQUENTIAL DAMAGES RESULTING FROM ANY BREACH OF WARRANTY OR CONDITION, OR UNDER ANY OTHER LEGAL THEORY, INCLUDING BUT NOT LIMITED TO LOSS OF USE; LOSS OF REVENUE; LOSS OF BUSINESS; LOSS OF OPPORTUNITY; LOSS OF GOODWILL; LOSS OF REPUTATION; OR ANY INDIRECT OR CONSEQUENTIAL LOSS OR DAMAGE HOWSOEVER CAUSED INCLUDING THE REPLACEMENT OF EQUIPMENT AND PROPERTY. THE FOREGOING LIMITATION SHALL NOT APPLY TO DEATH OR PERSONAL INJURY CLAIMS, OR ANY STATUTORY LIABILITY FOR INTENTIONAL AND GROSS NEGLIGENT ACTS AND/OR OMISSIONS.

### WHAT IS COVERED BY THIS WARRANTY.

MICHAEL TODD warrants this product against defects in materials and workmanship when used normally in accordance with MICHAEL TODD'S guidelines (including technical specifications, user manuals and service communications) for a period of THREE (3) YEARS from the date of original retail purchase ("Warranty Period"). This warranty applies only to a purchase of the Product in the United States or Canada from MICHAEL TODD or an authorized reseller, is valid for the original end user of the Product only and cannot be transferred under any circumstances.

## NEED MORE INFO?

The entire operating manual including safety, care and warranty information is available at [www.SonicRefreshermanual.com](http://www.SonicRefreshermanual.com)  
Contact customer service at 772-446-0149 or [customerservice@michaeltoddbeaauty.com](mailto:customerservice@michaeltoddbeaauty.com)

MICHAEL TODD BEAUTY LP. All rights reserved.